









2023/24 NZ Jetsprint Championship – Round 1 Times

									
		Building King Superboats							
Boat #	Driver	Navigator	Qualifying 1	Qualifying 2	Qualifying 3	Qualifying 4	Qualifying 5	Top 6	Top 3
50	Sam Newdick	Sharma Putaranui	56.433	50.628	48.940	48.551	47.714	46.573	47.044
99	David Simmons	Millie Simmons	57.386	52.761	52.218	51.069	DNF	50.694	50.488
69/2NZ	Reuben Hoeksema	Jacob Wood	1.23.735	1.11.204	51.291	49.294	47.031	1.24.000	1.13.610
84	Chris Edmonds	Toby Edmonds	52.947	49.142	47.462	47.273	47.055	DNF	
111/1NZ	Rob Coley	Ange Coley	1.22.291	DNF	DNF	DNF	48.903	DNF	
73/3NZ	Aaron Hansen	Julie-Anne Shanks	55.556	51.201	49.541	49.845	49.995	DNF	
93	Mike Hessell	Shaun White	DNF	1.00.193	1.06.545	1.04.392	52.297		
80	Robert White	Lisa Glubb	DNF	1.01.090	DNF	53.114	DNF		
93a	Luke Walters	Andy Giles	54.104	59.392	1.01.903	1.06.96	53.241		

									
		Sprintec Boats Group A							
Boat #	Driver	Navigator	Qualifying 1	Qualifying 2	Qualifying 3	Qualifying 4	Qualifying 5	Top 6	Top 3
31/1NZ	Ollie Silverton	Jess Sit	1.00.660	50.212	57.859	50.153	49.345	49.343	48.880
66	Bryce Baron	Kylie Baron	DNF	51.724	50.529	50.701	52.174	49.658	49.481
22	Matt Hareb	Hayden George	1.04.205	55.810	1.04.562	51.403	51.213	50.541	49.495
24	Brett Thompson	David Toms	1.04.772	1.03.412	52.294	51.760	58.937	52.507	
33	Scott Andrews	Blair Smith	1.16.573	59.652	58.337	57.224	56.074	56.079	
34/2NZ	Ross Travers	Amanda Kittow	56.579	51.383	DNS	50.803	50.394	57.307	
500	Michael Stephens	Jayne McDonald	1.21.251	1.12.668	1.17.792	1.10.512	1.02.692		

									
MTW LS Class									
Boat #	Driver	Navigator	Qualifying 1	Qualifying 2	Qualifying 3	Qualifying 4	Qualifying 5	Top 6	Top 3
285	River Rogers	Cole Keats	1.06.461	57.084	53.499	52.585	53.144	52.172	51.523
20/1NZ	John Verry	Declan O'Brien	1.00.329	51.850	DNF	52.334	51.437	51.201	51.533
67	David Hopkins	Jackson Hopkins	1.11.320	55.088	53.273	53.702	53.193	52.990	52.230
6	Tim Edhouse	Debbie Edhouse	1.04.678	55.756	1.06.077	53.057	53.214	53.177	
21	Paddy Haden	Jay Haden	1.00.262	55.232	53.347	DNF	52.949	53.813	
282/3NZ	Matt Naim	Amara Naim	1.04.387	56.025	53.561	DNF	DNF	DNF	
56	David McDiarmid	McDiarmid	DNF	DNF	DNF	DNF	DNF		

									
MTW Group B									
Boat #	Driver	Navigator	Qualifying 1	Qualifying 2	Qualifying 3	Qualifying 4	Qualifying 5	Top 6	Top 3
77	Kris Rasmussen	Holly Sutherland	1.15.147	55.440	53.044	52.839	52.653	52.782	52.119
109/1NZ	Sam Gray	Richard Montgomerie	DNF	53.793	53.829	52.917	53.404	52.789	52.393
11	Richard Currie	Hamish Murray	1.06.658	1.04.079	55.390	DNS	55.021	54.062	53.349
125	Hamish Clarke	Vanessa Phillips	DNS	1.03.765	1.01.096	58.665	59.000	55.913	